



# *KS Bank, Inc.*

## Online E-Statements



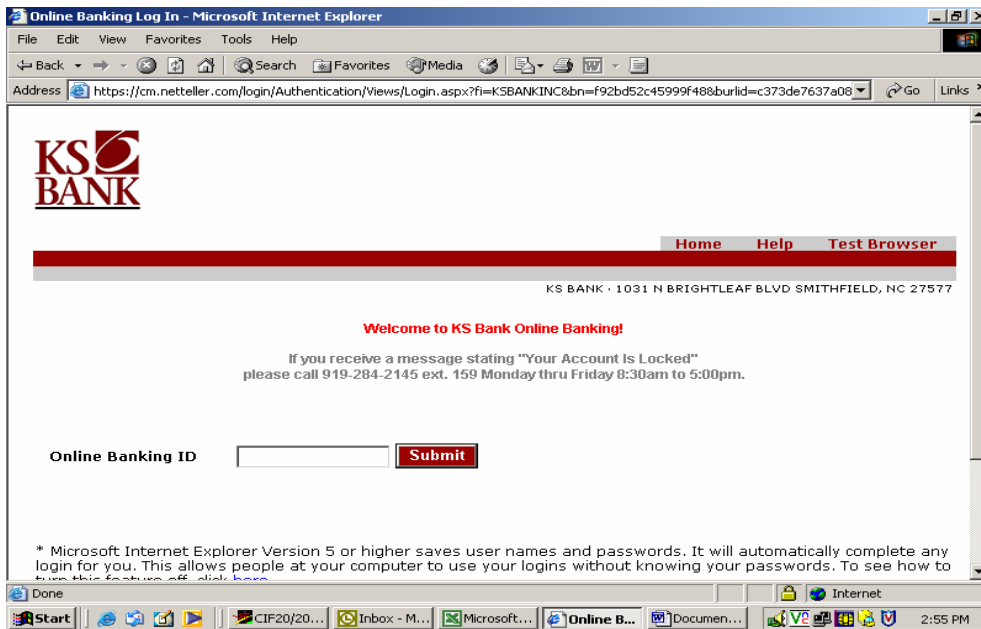
[log-in](#)

Date 2/04/02 Page 1 of 5  
Account Number 12345  
Enclosures 23

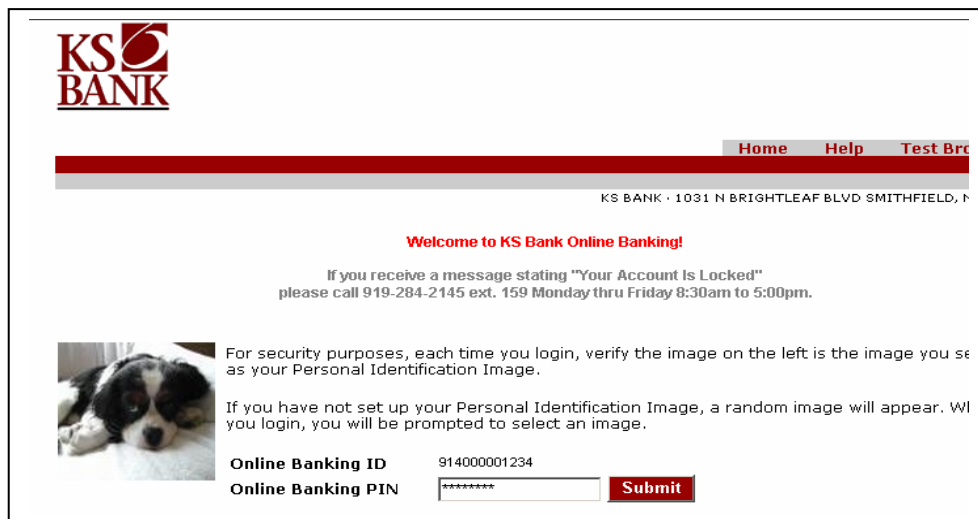
JOHN Q PUBLIC  
JANE A PUBLIC  
23344 Any Street  
AnyTown, NV 12345



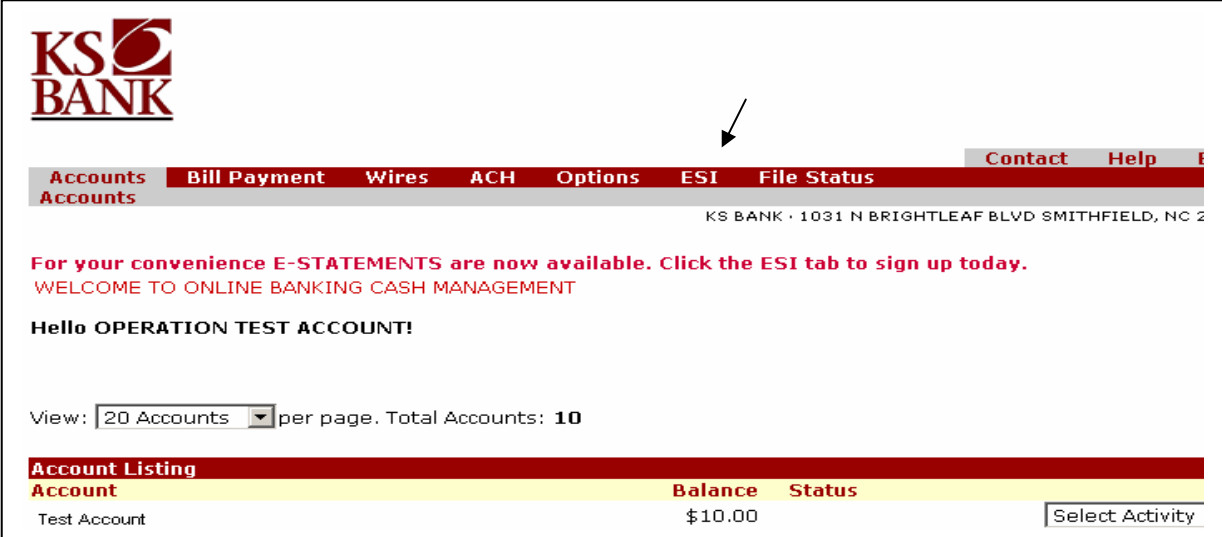
For anyone that has never used OnLine Banking, this is what the sign on screen will look like. You will need to enter your Online Banking ID: 91400000 \_ \_ \_ \_ and push the submit button.



The next screen will ask for your Online Banking PIN (password). The first time you sign on you will use the last 4 numbers of your SS# as your PIN. You will be asked to change the PIN during the first sign on.



Select **ESI** from the menu bar.



**KS BANK**

Accounts Bill Payment Wires ACH Options **ESI** File Status Contact Help

KS BANK • 1031 N BRIGHTLEAF BLVD SMITHFIELD, NC 2

For your convenience **E-STATEMENTS** are now available. Click the **ESI** tab to sign up today.  
WELCOME TO ONLINE BANKING CASH MANAGEMENT

Hello **OPERATION TEST ACCOUNT!**

View: 20 Accounts per page. Total Accounts: 10

Account Listing	Balance	Status
Account		
Test Account	\$10.00	Select Activity


You will receive the following enrollment form after you click onto the ESI tab. You will need to verify your e-mail address and enter a security phrase. You will see this phrase every time you receive an e-statement. There will be an **ENROLL NOW** button at the bottom of the screen.

**Enrollment**

You may choose to receive your statements and notices for your account(s) delivered via email and made available online through this site. To enroll your account(s) please follow the steps outlined below:

- Account(s) and Document Enrollment**  
All available documents for all active accounts. [Details](#)
- Please review the following email address. If not correct, please update it in the space shown.**
- Please enter a security phrase to be displayed on all valid emails sent from this site.**
- KS Bank**  
Electronic Statement(s) /Notice(s) Delivery  
[Terms and Conditions](#)

**Statements and Notices Page:** Use the drop down arrow to choose the account that you would like to view the statement. The statement will appear here for 60 days.



[Contact](#) [Help](#) [E](#)

[Accounts](#) [Bill Payment](#) [Wires](#) [ACH](#) [Options](#) [ESI](#) [File Status](#)

[Statements and Notices](#) | [Documents and Settings](#) | [Additional Recipients](#) | [Disclosures](#) | [Email](#) | [Recon](#)


KS BANK 1031 N BRIGHTLEAF BLVD SMITHFIELD, NC 2

**Statements and Notices**

**View Statement/Notices For:** Test Acct

Date	Description	View Details
03/30/2007	Statements March 2007	<a href="#">View</a>

**Documents and Settings:** Put a check beside the accounts that you would like to receive an e-statement.



[Contact](#) [Help](#) [E](#)

[Accounts](#) [Bill Payment](#) [Options](#) [ESI](#)

[Statements and Notices](#) | [Documents and Settings](#) | [Additional Recipients](#) | [Disclosures](#) | [Email](#) | [Recon](#)

KS BANK 1031 N BRIGHTLEAF BLVD SMITHFIELD, NC 2

**Documents and Settings**

**Instructions:** Below is a list of accounts and document types that are available for enrollment in electronic delive  
You may place a check next to any document you wish to enroll or place a check next to any account(s) in which  
wish to enroll all documents. No selections will be saved until you elect to save your settings by pressing the  
appropriate button shown on this page.

All Accounts


checking

Savings

---

[Save Settings](#) [Refresh](#)

**Additional Recipients Page:** Customers can use additional recipients to have a copy of a statement sent to their CPA. Our system will only allow 1 extra recipient.



[Contact](#) [Help](#)

[Accounts](#) [Bill Payment](#) [Wires](#) [ACH](#) [Options](#) [ESI](#) [File Status](#)

[Statements and Notices](#) [Documents and Settings](#) [Additional Recipients](#) [Disclosures](#) [Email](#) [Recon](#)

KS BANK 1031 N BRIGHTLEAF BLVD SMITHFIELD, N


---

**Additional Recipients**

Username	Email Address	
Smith	support@KSBANKINC.COM	<a href="#">Edit</a> <a href="#">Assign Documents</a> <a href="#">Delete</a>

[Add Additional Recipients](#)

Once you have added a recipient, you will need to click **“Assign Documents”** to select which statement/statements you would like for them to receive.



[Contact](#) [Help](#)

[Accounts](#) [Bill Payment](#) [Options](#) [ESI](#)

[Statements and Notices](#) [Documents and Settings](#) [Additional Recipients](#) [Disclosures](#) [Email](#) [Recon](#)

KS BANK 1031 N BRIGHTLEAF BLVD SMITHFIELD, N

---

**Documents and Settings for thamilton**

**Instructions:** Below is a list of accounts and document types that are available for enrollment in electronic del. You may place a check next to any document you wish to enroll or place a check next to any account(s) in which you wish to enroll all documents. No selections will be saved until you elect to save your settings by pressing the appropriate button shown on this page.

- All Accounts
  - FAMILY ACCT
  - Vacation Money

**E-Mail Page:** Shows the address that the e-statement will be sent to. \* IMPORTANT\*  
You can change your e-mail address here or under the **Options** tab , it will change in both places.

**KS BANK**

Accounts Bill Payment Options ESI Contact Help

Statements and Notices Documents and Settings Additional Recipients Disclosures Email Recon

KS BANK 1031 N BRIGHTLEAF BLVD SMITHFIELD, NC

**Email Settings**

All documents will be sent to the following email address:

support@KSBANKINC.COM

All authentic emails will contain the following security phrase:

test account

**The security phrase is intended to assure our customers that any emailed documents asking for private information have indeed originated from the ESI Website. If the security phrase does not appear within any document reporting to come to ESI do not submit any sensitive information such as User Id or Password. Please report any suspicious emails to ESI Support Personnel as soon as possible. These measures are being taken to protect our customers from a fraudulent Internet scamming method known as 'Phishing'. Phishing is a term used to describe the act of sending an email to a user falsely**

You will receive this E-mail when your Monthly E-statement is ready.

Subject: Your Statement test account


Your Bank E-Statement is attached.

E-Statements are stored for 60 days. If you wish to keep it longer, you may save the document to your computer.

If you have questions about your E-Statement service, please contact KS Bank at (919)284-2145 ext. 159 or e-mail support@ksbankinc.com

Statements April ... (52KB)

Click on the Attachment and enter your Online Banking User Id and your PIN.  
Remember to check for the security text that you created when you enrolled for E-Statements.



Your security text should appear in the box below:

test account

Username:

Password:

**Login**